

# SPS® VITESSA SL

## EQUIPMENT

Standard ★  
Option ●

SL 1+ SL 2

original SPS® STOP Cylinder Principle™	★	★
sheet alignment system for invariable dot-to-dot registration	★	★
opto-electronic sheet lay stop and pass detection: infeed, front & side lays, delivery belts	★	★
vertical 4-post lift of top frame with screen carrier and squeegee bridge	★	★
swivel-up squeegee bridge and screen carrier (set-up, cleaning & ink rest position)	★	★
quick screen-change function: unlock & pull-out / push-in & lock	★	★
operator panel with all main functions in central B side position, clear text indications	★	★
stainless steel machine paneling ; walk-ways on A and B sides	★	★
central grease lubrication with automatic feeding and level detection	★	★
equipment for on-line service data transfer	★	★
SPS® EP rear pick-up feeder with vacuum infeed table enabling stream & single sheet feeding	★	★
true size scales / gauges for format adjustments; central size tuning of feed board equipment	★	★
SPS® EP with offset type feeder head, independent pick-up and forward movement, sheet skew	★	★
SPS® EP with compressed air nozzles for enhanced sheet separation from pile	●	●
SPS® EP in high-pile version (max. + 300 mm)	●	●
SPS® EP with non-stop facility (push-in rods)	●	●
SPS® EP with pre-stacking frame, incl. roller skid boards	●	●
SPS® EP with servo-motorized sheet infeed (slip compensation)	●	●
SPS® FP single sheet front pick-up feeder with servo-controlled slow-down	●	●
sheet cleaning device, integrated in the feeder belt table	●	●
centralized side guide positioning, externally accessible	★	★
vacuum side guides, with fine-tuning for pulling force	★	★
thin sheet side guides	●	●
additional push mode on side guides, convertible	●	●
polished stainless-steel vacuum cylinder in micrometric precision, with blow-back	★	★
individually spring-loaded sheet grippers with ejectors in the cylinder	★	★
leveled-off protected gripper recess with minimum off-contact	★	★
3-point screen adjustment, central B-side position, pneumatic lock-in	★	★
screen carrier with pneumatic frame clamping, prepared for pre-registration	★	★
print length correction system (adjustment to fit)	●	●
SPS® PEH squeegee unit with central pressure control and read-out	★	★
horizontal squeegee bridge adjustment ( " top position " )	★	★
digital squeegee set-point control, gripper margin and active print path adjustable	★	★
motorized squeegee set-down with SPS® autoseg height leveling	●	●
SPS® C05™ squeegee blade system (RKS) with pneumatic holder, with angle adjustment	●	●
pneumatic quick clamping of squeegee holder and flood coater profile	●	●
equipment package for low-viscosity media (drip protection, control program)	★	★
sheet delivery with vacuum hold-down and solvent vapor extraction	★	★
adjustable sheet deflector guides in the delivery section	★	★
drop-down delivery belt segment (set-up & cleaning position)	★	★
SPS® synchroline package with synchronized sheet delivery (in combination with dryer)	●	●
anti-static basic set : discharge electrodes	●	●
anti-static extension : ionized blast air	●	●
anti-static upgrade package for industrial applications on film substrates	●	●
anti-static addition : discharge electrodes on squeegee bridge	●	●
SPS® serismart™ F : motorized format adjustment with digital size input	●	●
enhanced GS safety package: light barriers with controlled overrun function	●	●



Main panel



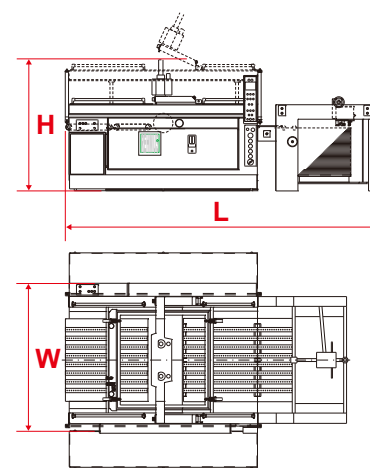
Air control panel

# SPS® VITESSA SL

All specifications given in this brochure are subject to possible alteration.

TECHNICAL DATA		SL 1+	SL 2
Max. sheet size			
l * w	mm * mm	650 * 900	750 * 1060
	in. * in.	25 * 35	29 * 41
Min. sheet size			
l * w	mm * mm	280 * 420	280 * 420
	in. * in.	11 * 17	11 * 17
Print frame o/d			
l * w	mm * mm	1070 * 1160	1140 * 1280
	in. * in.	42 * 46	45 * 50
Print frame o/d			
l * w	mm * mm	n / a	1250 * 1320
	in. * in.		49 * 52
Cycle speed			
max.	1 / hr	4000	4000
Length	L mm / ft. in.	4260 / 14'	4260 / 14'
Width <sup>1)</sup>	W mm / ft. in.	2165 / 7' 1"	2165 / 7' 1"
Height <sup>2)</sup>	H mm / ft. in.	1900 / 6' 3"	1900 / 6' 3"

<sup>1)</sup> + platforms on A and B side <sup>2)</sup> in basic working position



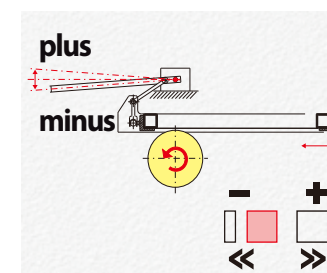
## Optional



**Motorized squeegee set-down**  
squeegee blade change with automatic height leveling.



**Synchronized belt speed to SPS® dryer**  
sheet transition without flutter and friction.




**Variable print length correction**  
perfect fit to given original and from color to color.



**Vacuum side guide convertible**  
additional push function to align heavy substrates.



**Upgraded GS safety package**  
with light barriers and controlled override.



up to 4,000 impressions per hour



www.RHSolutionsLLC.com  
sales@rhsolutionsllc.com  
ph.513-407-5399  
821G U.S. 50  
Milford, OH 45150

# SPS® VITESSA SL

SPS® High Speed STOP Cylinder Technology with Advanced Operating Features.

Unrivalled solid construction, ease of operation and immediate return on investment have made the SPS® VITESSA screen printing machines the top-selling STOP cylinder presses in the world.

Based on the Original SPS® STOP Cylinder Principle™, the SPS® VITESSA SL combines this sound tradition with advanced operator comfort and highest running speed, with more functions as standard.







**RH SOLUTIONS LLC**

Bringing Print to Life

www.RHSolutionsLLC.com  
sales@rhsolutionsllc.com  
ph.513-407-5399  
821G U.S. 50  
Milford, OH 45150

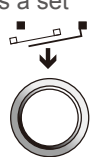


## SPS® VITESSA SL 2

with offset type EP rear pick-up feeder in portal design ...

### 1 Unique SPS® screen loading / unloading functions

For screen change, the top frame is driven between the lifting posts into its raised position, and the inner carrier opens for the operator to **pull out and push in** the screen frames from the side. All above movements as a set may be switched On / Off (restored) from a button, convenient for screen setup and maintenance.



### 2 Unique SPS® squeegee technology

Ensures perfect control in the third dimension of the printed image, providing a uniform layer of ink from print start to stroke end. Pneumatic-hydraulic actuation leads to a likewise smooth and positive movement, electronically fine tuned to the cylinder rotation. Set squeegee pressure is automatically kept constant. The adjustable set point adapts to different job profiles with varying gripper margins, for printing full sheet area.



### 3 Offset type Feeder

The heavy-duty SPS® EP rear pick-up feeder with advanced separator head. Sheet take-up from the pile and transfer to the vacuum belt table are independently managed by pick-up and forward suckers. A double sheet detection and a sheet skew function for controlled turning are included. The sheet separation can be enhanced by optional nozzles with pulsating compressed air. Providing stream and on demand single-sheet operation modes. May be changed to optional SPS® FP servo-driven front pick-up feeder.

The SPS® VITESSA SL is engineered to meet even the highest standards within the modern precision screen printing industry. **The solid top frame can be extended on four posts**, thus allowing direct access to the sheet stream without obstruction - for immediate inspection "on the fly". Short setup times and high ease of operation combined with best reproducibility.

This way, even for the smallest runs, top net production results can be achieved: with the degree of precision that is exclusively guaranteed by the **Original SPS® STOP Cylinder Principle™**.



Adjustments within the sheet transport and alignment system even corrections during the run become a matter of seconds:

**one central push to combiSTOP with TOP FRAME UP.**

### 4 Around the Cylinder

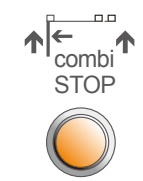
The SPS® high precision print cylinder provides adjustable automatic sheet vacuum / blow-back system. Also with: sequence-controlled adjustable sheet smoothers, front edge lay stops with opto-sensors, spring loaded sheet grippers with integrated ejectors - all under clean cover.

### 5 Auto side guides

All adjustments to format size are combined with scales or gauges. Lateral positioning of the two side guides is externally accessible .

### 6 Centralized screen registration adjustments

Screen registration between color runs is made at the centralized three-point adjustment. Automatic frame clamping and locking into position is by the push of a button. Time-saving preregistration systems, used to maintain stencil position from screen making to press, fit perfectly.



In the fully extended position of the machine top frame, unobstructed access to the horizontal screen underside and the sheet transport opens. This "four post principle" is the main characteristic of the flagship within the SPS® STOP cylinder program. In addition, the squeegee bridge swings up and the exit segment of the delivery belt may be lowered. The SPS® VITESSA SL features the highest possible degree of operator comfort ever seen with screen printing cylinder presses.

Screen carrier in parking position to prevent back-flow of ink.

